

Toter®

Built for Extremes™

WASTE & RECYCLING CARTS



Instant Curb Appeal

TWO-WHEEL CARTS

Toter carts are perfect for the collection, transport and disposal of waste and recycling for industrial, commercial and institutional environments. The Advanced Rotational Molding™ process provides superior product durability for long life. Toter carts are extremely flexible and impact-resistant, and they stand up to just about anything that's tossed in them – or at them.


- Industry-leading 10-year warranty
- Stress-free Advanced Rotational Molding for superior durability
- Rugged Rim® for impact resistance
- Built for waste collection trucks
- Constructed with up to 50% recycled material and are 100% recyclable.

Available in 32-, 48-, 64- and 96-gallon sizes

Part	Size	Dimensions (L x W x H)	Wheel Size	Load Rating
ANA32	32 Gallons	24.25" x 19.75" x 37.50"	8"	112 lbs. / 50.8 kg
ANA48	48 Gallons	28.75" x 23.50" x 37.50"	10"	168 lbs. / 76.3 kg
ANA64	64 Gallons	31.75" x 24.25" x 41.75"	10"	224 lbs. / 101.6 kg
ANA96	96 Gallons	35.75" x 29.75" x 43.25"	10"	335 lbs. / 152.0 kg

AVAILABLE COLORS

Toter cans are available in a variety of colors and textures. Granite finishes mask normal wear by helping hide scuffs, scratches, and dirt, keeping cans looking new for years.



Colors shown are as accurate as printing allows. Actual product colors are subject to variation from printed sample.



Extreme Purpose • Extreme Toughness • Extreme Wear

ORGANICS CARTS

Only Toter offers two-wheel and caster carts specifically designed to withstand heavy, wet, organic waste. These heavy-duty, commercial-grade carts feature impressive load ratings up to 300 lbs, and exceed ANSI standards – they'll withstand 6-1/4 lbs/gallon vs. standard 3-1/2 lbs./gallon.

- Molded, sealed stop-bar that prevents leakage
- Stress-free Advanced Rotational Molding™ for superior durability
- Rugged Rim® for impact resistance
- Bottom wear strip for longer life
- Industry-leading wind and “set-down” stability design

Available in 24-, 32-, 48- and 64-gallon sizes

Part	Size	Dimensions (L x W x H)	Wheel Size	Load Rating
ONA24	24 Gallons	24.25" x 19.75" x 37.50"	8"	150 lbs. / 68.0 kg
ONA32	32 Gallons	28.75" x 23.50" x 37.50"	10"	200 lbs. / 90.0 kg
ONA48	48 Gallons	31.75" x 24.25" x 41.75"	10"	300 lbs. / 136.0 kg
ONA64	64 Gallons	35.75" x 29.75" x 43.25"	10"	400 lbs. / 181.0 kg
ACO64*	64 Gallons	31.75" x 24.25" x 44.25"	Wheel 10" / Caster 4"	400 lbs. / 181.0 kg
ACG64**	64 Gallons	32.00" x 24.25" x 44.25"	Wheel 10" / Caster 4"	400 lbs. / 181.0 kg


*Factory-installed pull-bar available (5860-50-0002)

**Gasketed locking lid available (ACG64)



AVAILABLE COLORS

Toter cans are available in a variety of colors and textures. Granite finishes mask normal wear by helping hide scuffs, scratches, and dirt, keeping cans looking new for years.



Colors shown are as accurate as printing allows. Actual product colors are subject to variation from printed sample.



Extreme Purpose • Extreme Toughness • Extreme Wear

PO Box 5338
841 Meacham Road
Statesville, NC 28677

704-872-8171
800-424-0422

proproducts@toter.com
www.toter.com
Toter is a Wastequip® brand

CASTER CARTS

Toter caster carts are ideal for maneuvering the heaviest of loads. Added caster wheels eliminate the need to tilt the cart to roll, helping stabilize heavy loads.

- Stress-free Advanced Rotational Molding™
- 4-wheel design to move heavy payloads
- Up to 315 lbs. capacity

Available in 32-, 64- and 96-gallon sizes


Part	Size	Dimensions (L x W x H)	Wheel Size	Load Rating
ACC32*	32 Gallons	24.25" x 19.75" x 41.50"	Wheel 6" / Caster 4"	122 lbs. / 53.3 kg
ACC64*	64 Gallons	31.75" x 24.25" x 44.38"	Wheel 10" / Caster 4"	224 lbs. / 101.6 kg
ACC96*	96 Gallons	35.75" x 29.75" x 46.00"	Wheel 10" / Caster 4"	335 lbs. / 152.0 kg

*Factory-installed pull-bar available (5860-50-0002)



AVAILABLE COLORS

Toter cans are available in a variety of colors and textures. Granite finishes mask normal wear by helping hide scuffs, scratches, and dirt, keeping cans looking new for years.



Colors shown are as accurate as printing allows. Actual product colors are subject to variation from printed sample.



Extreme Purpose • Extreme Toughness • Extreme Wear



Toter[®]

Built for Extremes[™]